1. Copyright reserved.
2. Work to figured dimensions only. Do not scale print.
3. The contractor is responsible for checking all levels and dimensions on site and shall refer all discrepancies to the architect.
4. Where appropriate, for details of r.c. structure, or mechanical and electrical details, see engineers drawings.
5. Proprietary items shall be fixed in strict accordance with manufacturers instructions.
6. Size of proprietary items shall be checked with manufacturer.
7. The contractor shall be responsible for the co-ordination of structure, finishes and services.
8. All construction methods, materials, services & installations to be in accordance with all Irish Building Regulations and codes of practice of the time of construction.
9. The contractor is responsible for ensuring compliance with Regulations within half cen trade.
10. Planning Permission Drawings Only.

Revisions

No.	Date	Details	Initial

PROPOSED SOUTH ELEVATION

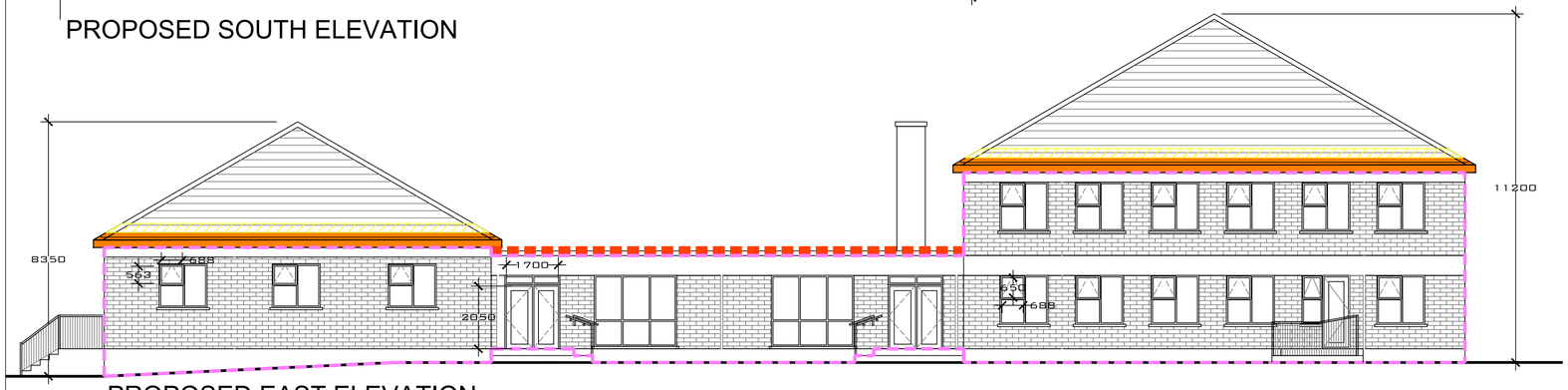

PROPOSED EAST ELEVATION

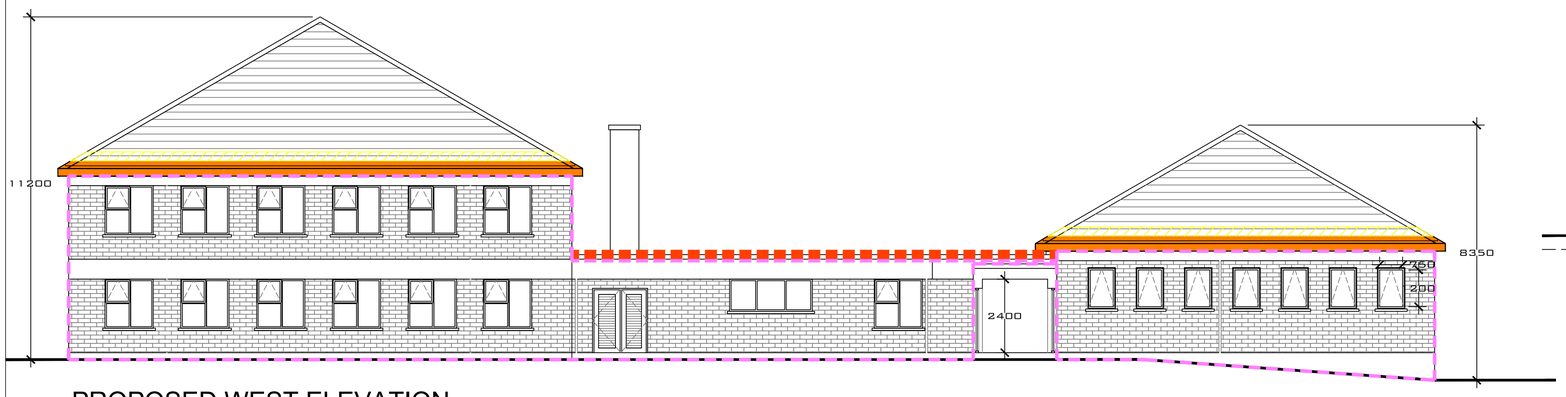

PROPOSED WEST ELEVATION

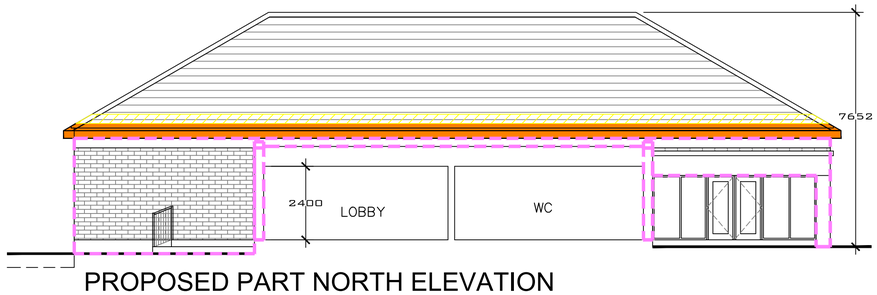

PROPOSED PART NORTH ELEVATION

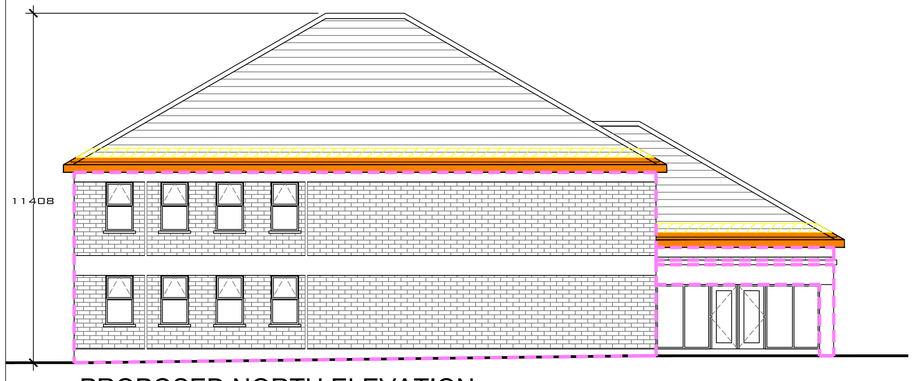

PROPOSED NORTH ELEVATION

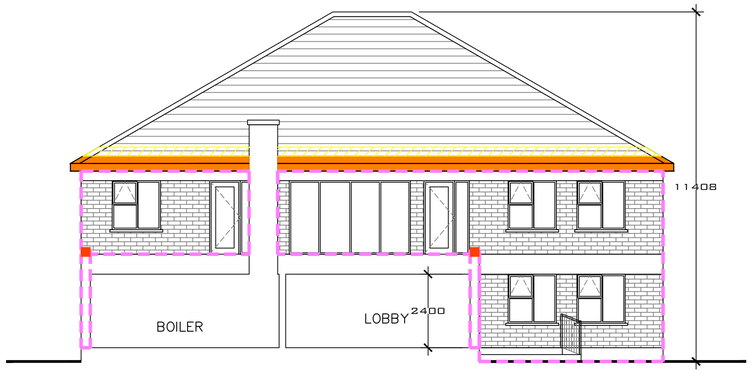

PROPOSED PART SOUTH ELEVATION

1. BONDED BEAD CAVITY INSULATION:

CONTRACTOR TO ALLOW FOR THE INSTALLATION OF BONDED BEAD CAVITY WALL INSULATION AS PER THE FOLLOWING SPECIFICATION OR EQUIVALENT PRODUCT:

THE CAVITY WALL INSULATION SHALL BE KINGSPAN ECOBEAD PLATINUM 35, OR EQUAL AND APPROVED, WITH A THERMAL CONDUCTIVITY (W/MK) OF 0.035,75MM THICK, COMPRISING OF A GRAPHITE INFUSED BONDED BEAD EXPANDED POLYSTYRENE (EPS) INSULATION, INJECTED IN TO EXISTING CAVITY WALL CONSTRUCTION. THE PRODUCT SHALL BE MANUFACTURED IN ACCORDANCE WITH THE REQUIREMENTS OF EN 16809-1: 2019 AND UNDER A MANAGEMENT SYSTEM CERTIFIED TO ISO 9001: 2015, ISO 14001: 2015, ISO 45001: 2018, ISO 50001: 2018 AND ISO 37301: 2021 INSTALLED BY A CERTIFIED INSTALLER OF SUCH SYSTEM.

A SITE SURVEY IS TO BE CARRIED OUT PRIOR TO INSTALLATION BY A TRAINED INSTALLER OF SUCH CAVITY WALL INSULATION SYSTEM, ACTING ON BEHALF OF THE MANUFACTURER/ APPROVED INSTALLER WHO IS TO ASCERTAIN THE SUITABILITY OF THE PROPERTY FOR THE CAVITY WALL INSULATION SYSTEM.

KINGSPAN ECOBEAD PLATINUM 35 OR EQUIVALENT CAVITY WALL INSULATION SYSTEM TO BE EXPANDED POLYSTYRENE (EPS) INSULATION INJECTED IN BEAD FORM WITH A BINDING AGENT INTO EXISTING MASONRY CAVITY WALLS. KINGSPAN ECOBEAD PLATINUM 35 TO PROVIDE AN ELEMENTAL U-VALUE OF 0.29W (M2K) AND A THERMAL CONDUCTIVITY OF 0.035W/MK UP TO A MAXIMUM HEIGHT OF 12M AND TO ACHIEVE A EUROPEAN CLASSIFICATION (EUROCLASS) F WHEN CLASSIFIED TO EN 13501-1 OR EQUIVALENT.

FIRE PERFORMANCE:
KINGSPAN ECOBEADB PLATINUMB ACHIEVES A EUROCLASS RATING OF F UNDER CLASSIFICATION EN 13501-1: 2018 WITHIN APPENDIX B OF THE SPECIFICATION

THE KINGSPAN ECOBEAD PLATINUM 35 OR EQUIVALENT CAVITY WALL INSULATION SYSTEM IS TO SUPPLIED AND INSTALLED BY APPROVED INSTALLERS. ALL TO BE INSTALLED AS PER MANUFACTURES INSTRUCTIONS.

CONTRACTOR TO ENSURE ALL CAVITY WALL INSULATION IS INSTALLED PRIOR TO WORKS COMMENCING TO THE EXTERNAL FACE OF THE BUILDING AS NO REPAIR WORKS TO THE NEW SIKA PAREX PARMUREX + SILOXANE REINFORCED MASONRY SUBSTRATE ON COMPLETION OF THE WORKS WILL BE ACCEPTED.

CONTRACTOR TO ALLOW FOR THE MAKING GOOD TO ALL AREAS OF THE WORKS AND ANY AREAS DAMAGED BY THE WORKS OR TO THE SITE COMPOUND AREA DURING THE CONSTRUCTION WORKS TO BE MADE GOOD OF COMPLETING THE WORKS.

THERMAL IMAGING SURVEY AND REPORT WITH PHOTOGRAPHS TO BE UNDERTAKEN IN ADVANCE OF ANY WORKS COMMENCING ION SITE. AND A SUBSEQUENT THERMAL IMAGING SURVEY TO BE COMPLETED ON COMPLETION OF ALL WORKS ON SITE. ANY ANOMALIES TO BE MADE GOOD BY THE CONTRACTOR.

2. NEW PITCHED ROOF EAVES OVER HANG WORKS:

CONTRACTOR TO ALLOW FOR EXTENDING THE EXISTING 225 X 50MM TIMBER RAFTERS AT 400MM CENTERS WITH A 1.5 METER LONG EXTENSION RAFTER PIECE AT THE EAVES TO FORM A NEW OVERHANG OF 350MM TO THE EXISTING PITCHED ROOF AREAS.
CONTRACTOR TO ALLOW FOR TREATING ALL NEW AND EXISTING TIMBER RAFTERS AND JOISTS ALL AS PER MANUFACTURERS SPECIFICATION.

ROOF FINISH:

SELECTED COLOUR 420x330mm CONDRONS CONCRETE PANTILE OR EQUIVALENT TO MATCH EXISTING ON 50x38mm TREATED TIMBER BATTENS ON DURABLE HIGH DENSITY TYVEK OR EQUIVALENT BREATHABLE ROOFING MEMBRANE. WITH 6V RAFTER ROLL VENTILATOR LAID CONTINUOUSLY OVER RAFTERS ON NEW AND EXISTING TIMBER ROOF RAFTERS AT 400mm CENTRES, ALL NECESSARY BRACING TO DETAILS, TOGETHER WITH WITH ALL NECESSARY MODIFICATIONS AND ALTERATIONS.

FASCIA AND SOFFIT:

PROPOSED NEW SELECTED COLOUR PVC 10mm FASCIA BOARD APPROX 240mm HIGH TO BE INSTALLED ON NEW 18MM WBP TREATED PLYWOOD SUB-FASCIA BOARD.

PROPOSED NEW SELECTED COLOUR PVC 10mm SOFFIT BOARD APPROX 350mm WIDE COMPLETE WITH CONTINUOUS VENTILATED AIR GRILL TO BE INSTALLED.

GUTTERS AND DOWNPIPES:

NEW 100MM HALF ROUND SELECTED COLOUR PVC GUTTERS WITH NEW 75MM DIA SELECTED COLOUR PVC DOWNPIPES ALL FIXED TO NEWLY EXTENDED PITCHED ROOFS WITH ALL NECESSARY BRACKETS, FIXINGS, SWAN NECKS, BENDS AND SHOES. NEW 75MM DIA SELECTED COLOUR PVC HOPPERS AND DOWNPIPES TO FLAT ROOF AREAS WITH ALL NECESSARY BRACKETS AND FIXINGS.

1. ATTIC INSULATION:

ATTIC INSULATION TO BE PROVIDED IN LINE WITH EXISTING ATTIC INSULATION REQUIREMENTS OF TGD PART L. ATTIC INSULATION ON COMPLETION OF WORKS TO BE A MINIMUM THICKNESS COVER OF 400MM (100MM THICK EXISTING ATTIC INSULATION + 300MM THICK NEW ATTIC INSULATION) ALL TO BE IN LINE WITH CURRENT TGD PART L REQUIREMENTS.

2 NO. LAYER OF ROCKWOOL OR EQUAL APPROVED QUILT INSULATION CONSISTING OF 1 NO LAYER 100MM THK LAID BETWEEN ROOF TRUSS JOISTS AND 1 NO. LAYER 200MM THK LAID OVER ROOF TRUSS JOISTS. ELEMENT ARE DESIGNED TO INSURE A U-VALUE RATING EXCEEDING THAT OF 0.11W/m²K IN COMPLIANCE WITH PART L OF THE CURRENT BUILDING REGULATIONS.

2 NO. LAYERS OF ROCKWOOL OR EQUAL APPROVED QUILT INSULATION TO BE CROSS LAID AND ALL JOINTS CLOSELY BUTTED TO REDUCE THERMAL BRIDGING AND ELIMINATE PERFORMANCE REDUCING GAPS WITH ALL ELECTRICS LAID OVER TOP TO PREVENT OVER HEATING. TOP HATS TO BE PROVIDED TO ALL ELECTRIC LIGHT FITTINGS WHERE NECESSARY.

REACTION TO FIRE PERFORMANCE
EUROCLASS A1 - PLEASE REFER TO ATTACHED DoP FOR ATTIC INSULATION FROM ROCKWOOL WITHIN APPENDIX C OF THE SPECIFICATION

2. NEW PARAPET CAPPING:

CONTRACTOR TO ALLOW FOR THE REMOVAL AND DISPOSAL OFF SITE OF THE EXISTING PARAPET CAPPING TO ALL FLAT ROOF AREAS PRIOR TO EXTERNAL PLASTERING WORKS COMMENCING

CONTRACTOR TO ALLOW FOR THE INSTALLATION OF A NEW PRESSED ALUMINUM METAL PARAPET CAPPING, ALUPRESS CAPPING OR EQUAL AND APPROVED, TO BE INSTALLED AND FIXED AS PER MANUFACTURERS RECOMMENDATIONS ON COMPLETION OF THE EXTERNAL RENDERING WORKS.

PARAPET CAPPING TO BE FIXED SECURELY OVER NEW EXTERNAL WALLS APPROX. 350MM WIDE NEW CAVITY WALL. PARAPET CAPPING TO BE MEASURED ON SITE FOLLOWING COMPLETION OF ALL EXTERNAL RENDERING WORKS PRIOR TO ORDERING OF PRODUCT.

3. COMPLETION:

CONTRACTOR TO ALLOW FOR MAKING GOOD OF ALL AREAS ON COMPLETION OF THE WORKS AND ANY DAMAGE CAUSED TO BE REPAIRED TO MATCH EXISTING.

KEY:

- CAVITY WALL INSULATION OUTLINED IN PINK
- NEW PITCHED ROOF EXTENSION TO MINIMUM 350MM FROM EXTERNAL FACE OF CAVITY WALL COLOURED ORANGE
- NEW 300MM OF ROCKWOOL THERMAL INSULATION ROLL OR EQUAL TO PROVIDE A MINIMUM U-Value: 0.11 W/m²K
- INSTALL NEW PARAPET CAPPING TO EXTEND OVER NEW SIKA PLASTERING SYSTEM TO EXTERNAL WALLS

MARY HARRINGTON ARCHITECTS. MRIAI.
THE PINES, BALLYDUFF EAST, KILMEADEN, Co. WATERFORD.
TEL/FAX: (051)384847, MOBILE: (086) 8940571.

TENDER

PROPOSED NEW EXTERNAL WORKS AT ST MARYS PRIMARY SCHOOL, OLD YOUGHAL ROAD, DUNGARVAN, CO. WATERFORD.

PROPOSED CAVITY WALL WORKS AND ROOF WORKS
- PROPOSED ELEVATIONS

SCALE; A1 @ 1:100 A3 @1:200 DATE: MAY 26 DRAWING NO.: 26-108-TR-08

© Copyright reserved to drawing and design.